



Adventures in handwriting

■ practice book ■

Queensland Modern Cursive





THE SECRET OF DIAGONAL JOINS

To make a diagonal join, draw a line from the Exit of one letter to the start of another.

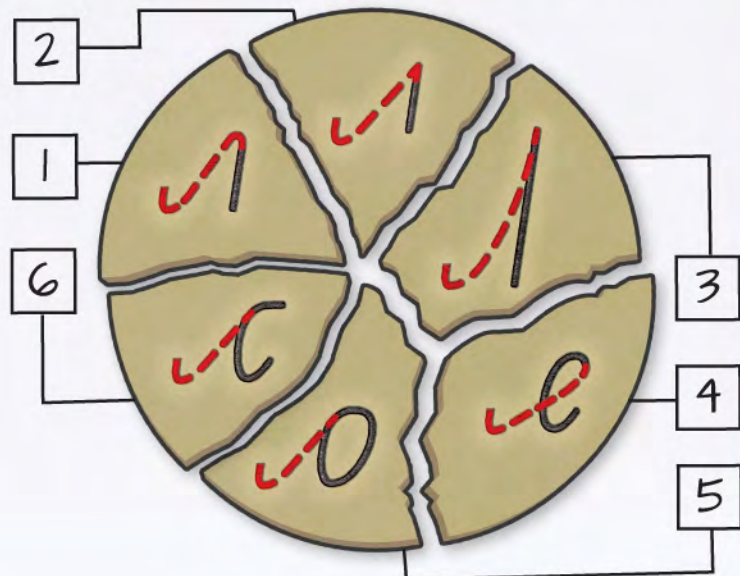
Diagonal Join	Example	Disc Piece
1. Exits to Rounded Entries: <i>acdehiklmntux to mnrxz</i>	<i>a</i> → <i>m</i>	
2. Exits to Pointed Entries: <i>acdehiklmntux to ijpuvwy</i>	<i>a</i> → <i>i</i>	
3. Exits to Ascenders: <i>acdehiklmntux to bhklt</i>	<i>a</i> → <i>h</i>	
4. Exits to e: <i>acdehiklmntux to e</i>	<i>n</i> → <i>e</i>	
5. Exits to o: <i>acdehiklmntux to o</i>	<i>n</i> → <i>o</i>	
6. Exits to Drop-ons: <i>acdehiklmntux to acdgg</i>	<i>a</i> → <i>c</i>	

The Diagonal Joins Disc

The Diagonal Joins Disc contains all six diagonal joins. It was broken and lost in the jungle centuries ago.

Max, Lucy and Archie need to find the pieces of the disc and put it back together to learn its secrets.

Can you help them?



As Max, Lucy and Archie find the lost pieces of the disc, trace the patterns into their notebook.



1 Lucy's little friend helps her find the Exits to Rounded Entries piece.

Look at those sharp teeth!

2 Max finds the Exits to Pointed Entries piece. Don't wake the crocodile, Max!

ZZZZZZ

3 The Exits to Ascenders piece is on that pole. Watch your step!

ZZZZZZ



4 & 5

Lucy uses her binoculars to find the Exits to e and o pieces.




6 Squawk!



What is that terrible noise?



Our heroes have found all the pieces. Now the disc can be put back together. Trace each piece.



To join exits to rounded entries, use a diagonal line.



a c d e h i k l m n t u x + m n r x z

Trace and complete this pattern.



Trace. Remember, don't lift your pencil.

am am	ax ax	az az	cr cr
dr dr	em em	en en	er er
ex ex	hr hr	im im	tr tr

Trace and copy.

ir	ix	iz
kn	kr	ln
mm	mn	nn
tr	um	un

Trace and copy.

Tim Pam Dex Cam Jaz Ben

Len Liz Ken Jim Mum Max

Trace and copy.

The jungle car rally started with a bang.


“I want Ben in car number six to win!”

exclaimed Mum with a grin.

Have you ever noticed the interesting patterns on car tyre rims?



Trace these rally car rims and design three more of your own.



Join a beginning to an ending to make nine jungle words.
 Rewrite these words in alphabetical order.

Beginning	Ending	Jungle Words	Alphabetical Order
jun	ees		
vin	er		
tig	anzee		
wat	rot		
rain	ant		
tr	gle		
eleph	erfall		
par	forest		
chimp	es		


Trace and copy.

Six drivers entered the muddy corner.

The crowd cheered as the drivers came
 around the turn and crossed the finish line.

The winner set a new record time.

Paddle your canoe slowly and carefully through all four courses without stopping (lifting your pencil) or crashing into the riverbanks (touching the edges).



Time yourself to see how quickly you can go. Remember, don't lift your pencil or touch the sides. After your speedy canoeing, look back to see if you crashed.

